

College-Entrance Examinations

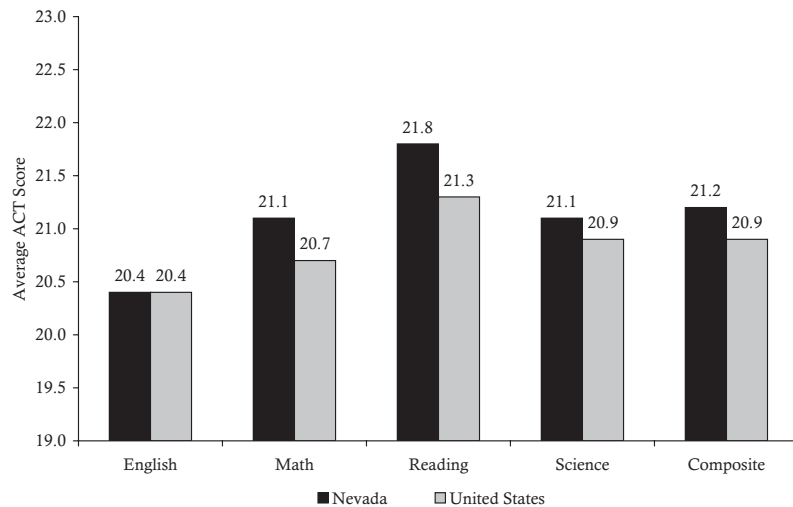
Definition

Standardized college-entrance examinations. (See Notes section for a description of the ACT and SAT exams.)

Nevada

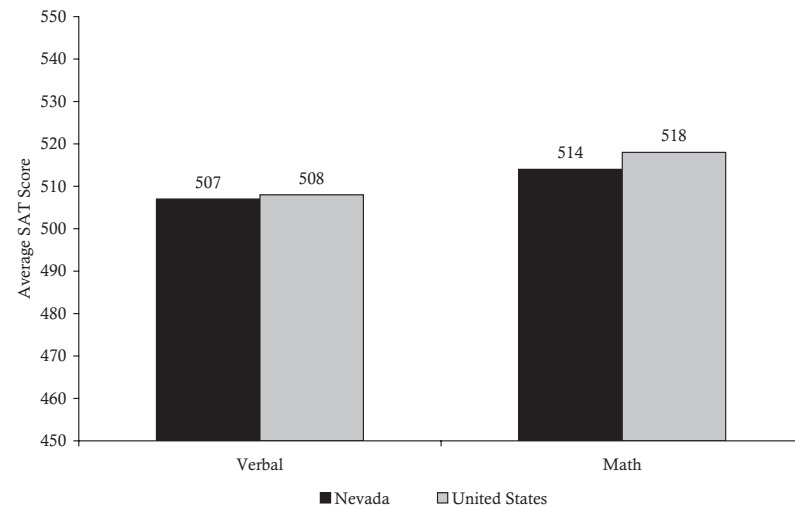
The class of 2004 in Nevada earned a composite score of 21.2 on the American College Exam (ACT), which is slightly above the national average of 20.9. The highest possible score was 36. The average verbal and math scores for the class of 2004 on the Scholastic Assessment Exam (SAT) were 507 and 514, respectively. The corresponding national average scores were 508 and 518.

ACT Score Comparison,* Nevada and the Nation: 2004



*The average scores are for ACT-tested graduating seniors.
 Source: ACT, Inc., "Average ACT Scores by State: 2004 ACT-Tested Graduates," available online at: <<http://www.act.org/news/data/04/states.html>> as of 5/24/05.

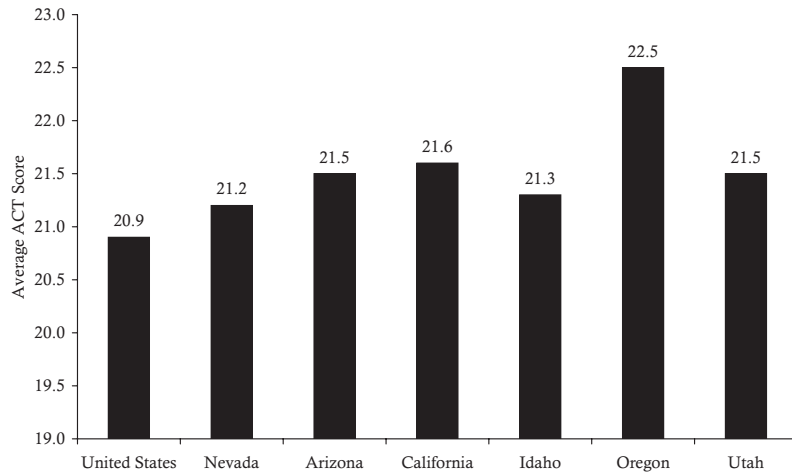
SAT Score Comparison,* Nevada and the Nation: 2004



*Data for 2004 high school graduates who took the SAT during their high school years.
 Source: The College Board, "2004 College-Bound Seniors: A Profile of SAT Program Test-Takers," available online at: <http://www.collegeboard.com/about/news_info/cbsenior/yr2004/reports.html> as of 5/26/05.

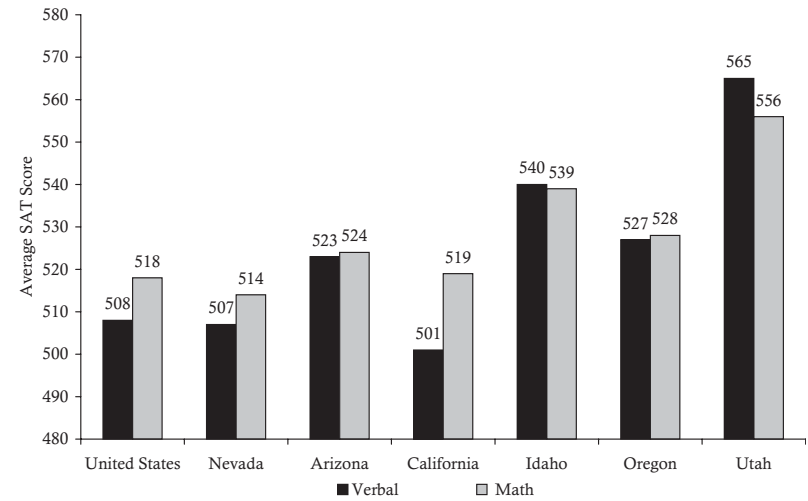
College-Entrance Examinations Continued

ACT Average Composite Scores of ACT-Tested Graduating Seniors* for the U.S., Nevada, and Adjacent States: 2004



*2004 high school graduates who took the ACT during their high school years.
 Source: ACT, Inc., "Average ACT Scores by State: 2004 ACT-Tested Graduates," available online at: <<http://www.act.org/news/data/04/states.html>> as of 5/24/05.

SAT Average Verbal and Math Scores of College-Bound Seniors* for the U.S., Nevada, and Adjacent States: 2004



*2004 high school graduates who took the SAT during their high school years.
 Source: The College Board, "2004 College-Bound Seniors: A Profile of SAT Program Test-Takers," available online at: <http://www.collegeboard.com/about/news_info/cbsenior/yr2004/reports.html> as of 5/26/05.