

Teen Births

Nevada

From 2000 through 2002, the average teen birth rate in Nevada was 29.9 per 1,000 females ages 15 to 17. The average unmarried teen birth rate for 2000 to 2002 was 23.8.¹ Of the racial/ethnic groups, Hispanics and blacks (African Americans) had the highest teen birth rates.

Counties

Among the 12 counties for which statistically reliable teen birth rates could be calculated, Carson City and Clark County had the highest rates, 34.3 and 31.6, respectively. Douglas County had the lowest teen birth rate with 12.3 births per 1,000 teens ages 15 to 17. Rates are not shown for the five counties that had less than 10 births.

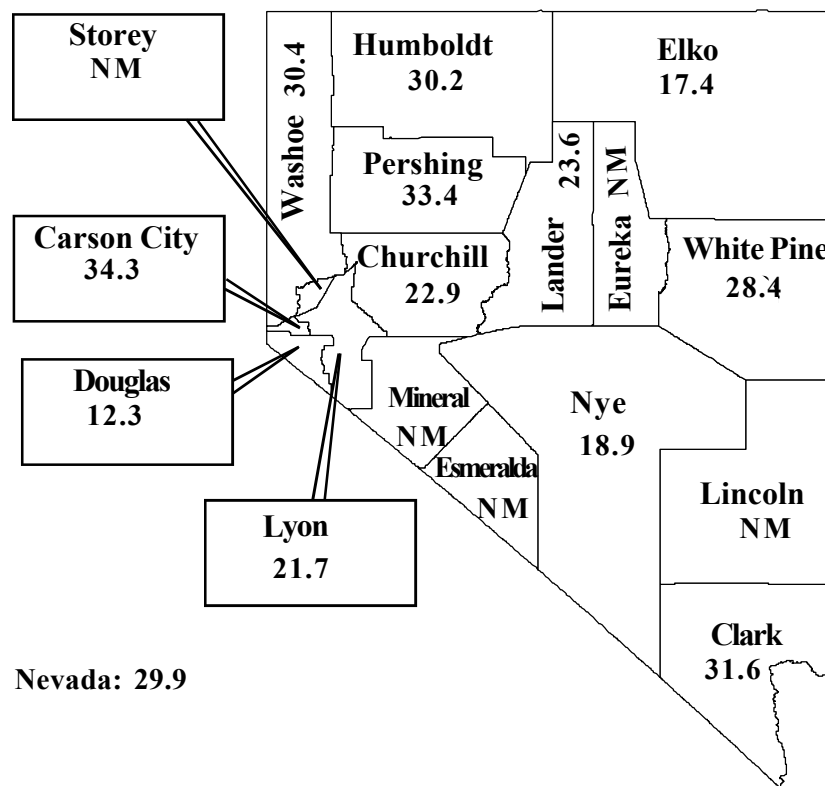
Significant Factors

The teen birth rate for U.S. teens ages 15 to 17 fell from 24.7 per 1,000 females in 2001 to 23.2 in 2002.² Although the data are promising, the nation should not be complacent.^{3,4} The U.S. continues to have one of the highest rates among developed countries—almost twice that of Canada and Great Britain, more than four times that of France, and three times that of Sweden.⁵ An investigation as to why the U.S. lags other developed countries and why its decrease in birth rate is not as steep revealed that U.S. teens are less likely to use contraceptives and to use effective contraceptives than their counterparts in other counties and “society’s ambivalence and conflict about sexual issues leads to difficulties for teenagers in accessing contraceptive services.”⁶

Definition

The Teen Birth Rate is the number of births to teenage females between the ages of 15 and 17, per 1,000 females.

**Nevada Average Teen Birth Rate: 2000-2002
(Per 1,000 females)**



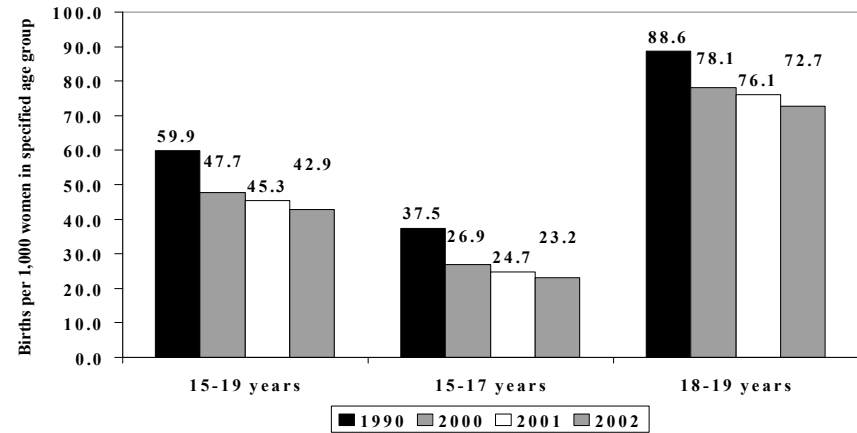
Note: NM = Not Meaningful. Calculated rates based on very small numbers are not statistically reliable. Rates are not shown for counties with less than 10 births. See County Data: 2002 for numbers.
Source: CBER calculations from Nevada Department of Human Resources data, Health Division, Bureau of Health Planning and Statistics, 2000-2002.

Teen Births Continued

In a *KIDS COUNT Indicator Brief*, Shore for the Annie E. Casey Foundation described six strategies that can contribute to preventing teen pregnancy:

- “• Address the underlying causes of teen pregnancy.
 - Help parents succeed in their role as sex educators.
 - Broaden the scope of pregnancy prevention efforts.
 - Provide accurate, clear and consistent information about how to reduce risk-taking behaviors.
 - Create community-wide plans of action for teen pregnancy prevention, including adolescent reproductive health services.
 - Give young people a real vision of a positive future by investing time and resources to help them acquire good decision-making, communication, and work skills that prepare them for the adult world.”⁷

U.S. Birth Rates for Teenagers 15-19 Years by Age of Mother: 1990, 2000, 2001, and 2002



Source: Centers for Disease Control and Prevention, June 25, 2003, “Births: Preliminary Data for 2002,” by Brady E. Hamilton, Joyce A. Martin, and Paul D. Sutton, *National Vital Statistics Reports*, Vol. 51, No. 11, available online at: <http://www.cdc.gov/nchs/data/nvsr/nvsr51/nvsr51_11.pdf> as of 9/17/03.

Teen Birth Rates in Nevada by Mother’s Race/Ethnicity: 1998-2000, 1999-2001, 2000-2002

Race/Ethnicity	1998-2000 Number of Births	1998-2000 Average Teen Birth Rate*	1999-2001 Number of Births	1999-2001 Average Teen Birth Rate*	2000-2002 Number of Births	2000-2002 Average Teen Birth Rate*
Hispanic	1,742	90.1	1,770	70.6	1,794	56.4
Black (African American)	497	56.1	508	53.6	503	47.9
Native American	70	40.4	66	37.1	67	34.7
Asian	105	27.2	105	21.4	110	19.1
White	1,429	19.5	1,301	18.3	1,136	16.2
TOTAL	3,843	35.6	3,750	33.2	3,610	29.9

*Rates are per 1,000 age-specific female population and are adjusted for other/unknown race/ethnicity.

Source: CBER calculations from Nevada Department of Human Resources data, Health Division, Bureau of Health Planning and Statistics, 1998-2002.

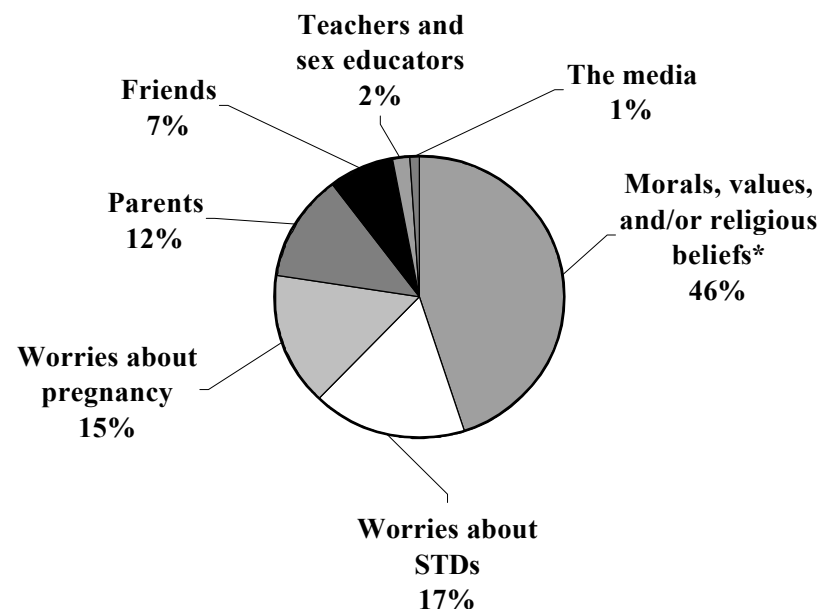
Teen Births Continued

Sexual Behavior of Nevada High School Students: 2001 and 2003

<i>Behavior</i>	2001	2003
	<i>Percent</i>	<i>Percent</i>
Ever had sexual intercourse	49.1	46.4
Had sexual intercourse for the first time before age 13	8.4	7.5
During their lifetime, has had sexual intercourse with 4 or more partners	16.5	19.0
In past 3 months, had sexual intercourse	34.7	32.6
Of those who are sexually active, drank alcohol or used drugs before the last time they had sexual intercourse	26.0	22.0
Of those who are sexually active, used a condom or partner used a condom the last time they had sex	63.0	64.2
Of those who are sexually active, used withdrawal or no method at all to prevent pregnancy the last time they had sex	27.0	21.3
Ever been pregnant or gotten someone pregnant	7.0	5.7

Source: Nevada State Department of Education, Office of Child Nutrition and School Health, Nevada Youth Risk Behavior Survey, 2001, 2003.

Influences on Teen Pregnancy in the U.S. (Ages 15-19): 2002



*Percentage varies slightly from original source due to rounding.

Source: Robert Wood Johnson Foundation, December 2002, "With One Voice 2002: America's Adults and Teens Sound Off about Teen Pregnancy: An Annual National Survey," ED472 568, available online at: <<http://www.edrs.com/Webstore/Download.cfm?ID=722061>> as of 9/19/03.